
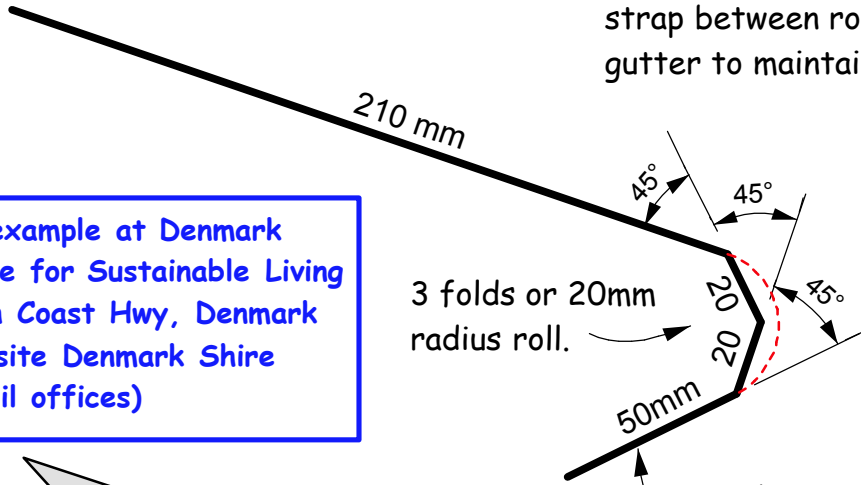
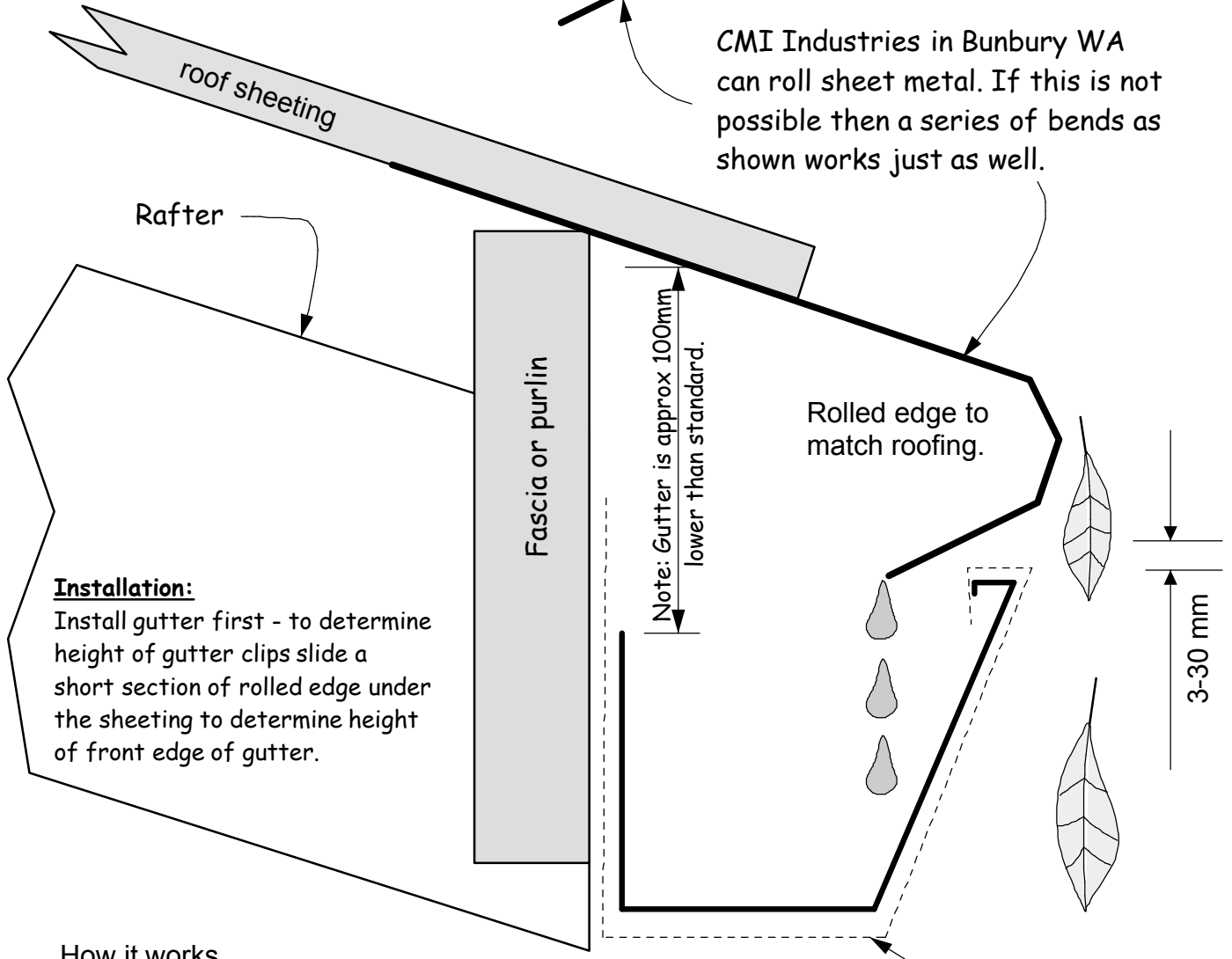


Every 2m or so rivet a colorbond strap between rolled edge and gutter to maintain gap.

See example at Denmark Centre for Sustainable Living South Coast Hwy, Denmark (opposite Denmark Shire Council offices)



CMI Industries in Bunbury WA can roll sheet metal. If this is not possible then a series of bends as shown works just as well.



Installation:
Install gutter first - to determine height of gutter clips slide a short section of rolled edge under the sheeting to determine height of front edge of gutter.

How it works

- *Surface tension holds the water against the curved surface of the pipe. The debris drops off the front.
- *Ideal in fire prone areas. Has been proven to keep gutters free of leaves even in heavy forest for years.
- *Heavy rain off new sheeting will overshoot occasionally for the first couple of months.
- *This gutter will catch ALL the roofwater except at valleys where a separate down pipe and rain head is required.

External gutter clips for strength

These dimensions apply for 'Straightline' gutter

'LEAF FREE' GUTTER